

ENVIRONMENTAL PRODUCT DECLARATION

ISO 14025

Owner of the declaration	Svenheim Møbelindustri AS	EPD
Program holder and publisher	The Norwegian EPD Foundation	
Declaration number	EPD Norge To Insert Number	
Issue date	2015.05.04	
Valid to	2020.05.04	

Tellus nr 70 Bordplate 1600x800x26 bred magebue EIK - 55003150

Product

Svenheim Møbelindustri AS

Manufacturer

Svenheim 
KONTORMØBLER



Bordplaten er produsert i 25mm sponkjerne, og finert med eik, som standard. Platene har rette kantlister i heltre og er lakkert med 5 strøk UV-lakk, som gjør overflaten meget slitesterk.
 Ytermålene er 1600x800x26. Den brede innbuen er 100mm dyp.

General information

Product

Tellus bordplateserie

Owner of the declaration:

Svenheim Møbelindustri AS
Contact person: Mette Wedul Gulbrandsen
Phone +47 47804697
e-mail: mette@svenheim.no

General Information

The Norwegian EPD Foundation
Post Box 5250 Majorstuen, 0303 Oslo
Phone: +4723088000
e-mail: post@epd-norge.no

Manufacturer

UAB Baldeka og Svenheim Møbelindustri AS

Declaration number:

NEPDXXXXXXXX<EPD-Norge nummer>E

Place of production:

Alytus, Lithuania

This declaration is based on Product Category Rules:

PCR for furniture, NPCR 021, Norwegian EPD Foundation

Management system:

ISO 14001, Certificate No. 81858-2010-AE-LUT-FINAS
ISO 9001, Certificate No. 81860-2010-AQ-LTU-FINAS
Accredited unit: DNV Certification OY/AB, Finland

Declared unit:

1600x800x26

Org. No:

No. 950740213

Declared unit with option:

Issue date:

2015.05.04

Functional unit:

Valid to:

2020.05.04

This EPD has been worked out by:

The declaration has been developed using Furniture
EPD Tool Version 1.0, Approval: XXXXXX
Company specific data collected and registered by:

Data Collector Agne Raulonyte

Company specific data audited by:

Data Auditor : Mette Wedul Gulbrandsen

Comparability:

EPDs from programmes other than the Norwegian
EPD Foundation may not be comparable

Year of study:

2015

Verification:

Independent verification of data, other environmental
information and EPD has been carried out in
accordance with ISO14024, 8.1.3. and 8.1.4.

Approved

externally



Mie Vold, Senior Research Scientist
(Independent verifier approved by EPD Norway)

Name and Title
Manager EPD-Norway

Key environmental indicators	Unit	Cradle to Gate A1-A3
Global warming	kg CO ₂	17
Total energy use	MJ	296
Amount of recycled materials	%	2%

Product

Product Description and Application

Lorem ipsum dolor sit amet, consectetur adipiscing elit. Pellentesque condimentum tincidunt viverra. Maecenas euismod, lorem ac semper fermentum, risus ante sagittis nunc, vel ullamcorper elit felis sodales massa. Sed at ante eros.

Technical Data

Total Weight: 21,7 kg (22,4 kg with packaging)

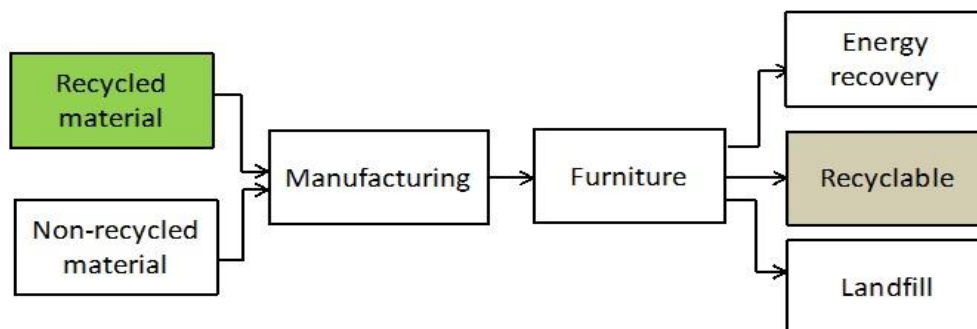
Market

Europe

Reference Service Life

15 years

Materials	kg	%
Packaging	0,7	3,0
Other	0,4	1,7
Wood	21,3	95,3
Total	22,4	



Materials	Recycled	Recycled amount	Recycled materials	Recyclable	Recyclable amount	Recyclable materials
Unit	%	kg	%	%	kg	%
Packaging	67%	0,4		100%	0,7	
Other	0%	0,0		24%	0,1	
Wood	0%	0,0		0%	0,0	
Total		0,4	2%		0,8	3,4%

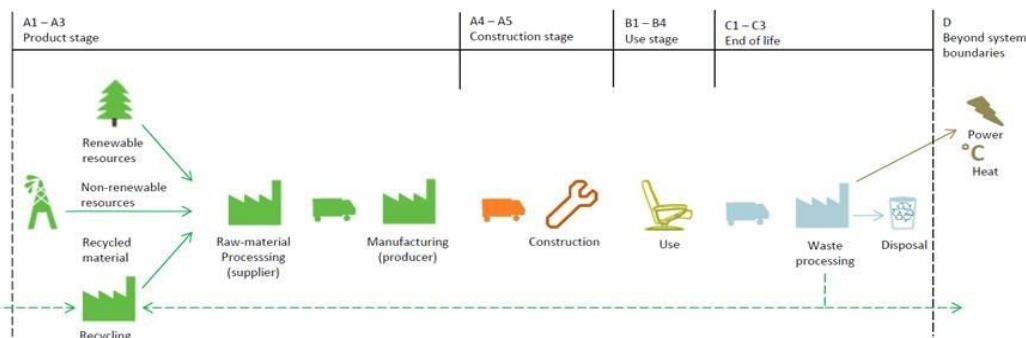
Product manufactured from 1% recycled material
 At end of life product contains 3% recyclable material

LCA: Calculation rules

Declared unit:

System boundary:

Life cycle stages included are described in figure and through the corresponding letter and number designations in the



Data quality:

Specific manufacturing data from 2014 are used. Data from Ecoinvent 3.0.1. and Østfoldforskning databases are used as the basis for raw materials and energy carrier production. See I6l.

Cut-off criteria:

All major raw materials and all the essential energy is included. The production processes for raw materials and energy flows that are included with very small amounts (<1%) are not included. This cut-off rule does not apply for hazardous materials and substances

Allocation:

Where virgin materials are used, emissions and energy consumption connected with extraction and production are included.

Where recycled materials are used in the product, emissions and energy consumption related to the recycling process are included.

Emissions from incineration are allocated to the product system that uses the recovered energy.

Emissions from incineration of waste are allocated to the product system that uses the recovered energy.

LCA: Scenarios and additional technical information

Transportation to an average customer in Copenhagen is 1000 km (A4: average European lorry > 32 tonnes)

The use stage is represented by a scenario and includes vacuum cleaning of textile once a month. The PCR does not provide detailed guidelines for what should be included in the use stage. In the end of life stage, the transport distance for waste to waste processing is 72 km (C1). The reuse, recovery and recycling stage is beyond the system boundaries (D). It is assumed that the solution is dismantled and the materials recycled or combusted according to the general Norwegian treatment of industrial waste (see the table below). The transport distance to reuse, recovery or recycling is varying for each material, but the average distance is 373 km. The vehicles used and associated data are described in detail in [5].

	Material recovery	Energy recovery	Disposal
Aluminium	70,1 %	0,0 %	30 %
Steel	70,1 %	0,0 %	30 %
Plastic	64,3 %	30,8 %	5 %
Cardboard	94,5 %	5,5 %	0 %

LCA: Results

The following information describe the scenarios in the different modules of the EPD.

System boundaries (X=included, MND=modul not declared, MNR=modul not relevant)

Product stage			Construction stage		Use stage				End of life			Beyond the system boundaries
Raw materials	Transport	Manufacturing	Transport	Construction	Maintenance	Repair	Replacement	Operational energy use	Transport	Waste Processing	Disposal	Reuse-recovery-recycling potential
A1	A2	A3	A4	A5	B1	B2	B3	B4	C1	C2	C3	D
x	x	x	x	MNR	x	MNR	MNR	MNR	x	x	x	x

Environmental impact (INA = Indicator Not Assessed)

Parameter	A1	A2	A3	A1-A3	A4	B1	C1	C2	C3	C1-C3	D
GWP	13,2	0,4	3,6	17,2	2,2	0,0	0,9	1,0	5,3	7,2	-0,7
ODP	9,0E-07	2,9E-08	1,8E-07	1,1E-06	1,6E-07	0,0	INA	INA	INA	INA	0,0
POCP	6,6E-03	5,7E-05	7,3E-04	7,4E-03	3,6E-04	0,0	INA	INA	INA	INA	0,0
AP	2,1E-02	4,0E-04	1,3E-02	3,4E-02	2,3E-03	0,0	INA	INA	INA	INA	0,0
EP	0,1	1,6E-03	1,8E-02	0,1	1,0E-02	0,0	INA	INA	INA	INA	0,0
ADPM*	5,0E-05	1,3E-06	5,7E-06	5,7E-05	6,9E-06	0,0	INA	INA	INA	INA	0,0
ADPE	213,3	6,1	44,0	263,5	34,3	0,0	INA	INA	INA	INA	-9,4

GWP Global warming potential (kg CO₂-eqv.); ODP Depletion potential of the stratospheric ozone layer (kg CFC11-eqv.); POCP Formation potential of tropospheric photochemical oxidants (kg C₂H₄-eqv.); AP Acidification potential of land and water (kg SO₂-eqv.); EP Eutrophication potential (kg PO₄-3-eqv.); ADPM Abiotic depletion potential for non fossil resources (kg Sb -eqv.); ADPE Abiotic depletion potential for fossil resources (MJ);

* Some processes use Ecoinvent 3.0.1. and thus data on renewable resources is omitted. The true ADPM, RPEE, RPEM and TPE may be higher than indicated. This issue will be addressed in a new version of Ecoinvent 3, data from which was not available when this declaration was prepared.

Resource use (INA = Indicator Not Assessed)

Parameter	A1	A2	A3	A1-A3	A4	B1	C1	C2	C3	C1-C3	D
RPEE*	0,0	0,0	4,8	4,8	0,0	0,0	INA	INA	INA	INA	-0,1
RPEM*	369,5	3,1E-02	5,8	375,4	0,2	0,0	INA	INA	INA	INA	-0,9
TPE*	369,5	3,1E-02	10,7	380,2	0,2	0,0	INA	INA	INA	INA	-1,0
NRPE	233,6	6,1	51,3	291,0	34,5	0,0	INA	INA	INA	INA	-9,1
NRPM	0,0	0,0	0,0	0,0	0,0	0,0	INA	INA	INA	INA	0,0
TNRPE	233,6	6,1	51,3	291,0	34,5	0,0	INA	INA	INA	INA	-9,1
SM	0,4	0,0	0,0	0,4	0,0	0,0	INA	INA	INA	INA	0,0
RSF	0,0	0,0	0,0	0,0	0,0	0,0	INA	INA	INA	INA	0,0
NRSF	0,0	0,0	0,0	0,0	0,0	0,0	INA	INA	INA	INA	0,0
W	2,9E-03	1,6E-05	26,7	26,7	9,1E-05	0,0	INA	INA	INA	INA	-0,8

RPEE Renewable primary energy resources used as energy carrier (MJ); RPEM Renewable primary energy resources used as raw materials (MJ); TPE Total use of renewable primary energy resources (MJ); NRPE Non renewable primary energy resources used as energy carrier (MJ); NRPM Non renewable primary energy resources used as materials (MJ); TNRPE Total use of non renewable primary energy resources (MJ); SM Use of secondary materials (kg); RSF Use of renewable secondary fuels (MJ); NRSF Use of non renewable secondary fuels (MJ); W Use of net fresh water (m³);

End of life - Waste and Output flow (INA = Indicator Not Assessed)

Parameter	A1	A2	A3	A1-A3	A4	B1	C1	C2	C3	C1-C3	D
HW	5,1E-04	7,5E-06	8,4E-05	6,0E-04	4,2E-05	0,0	INA	INA	INA	INA	0,0
NHW	5,1	0,5	0,9	6,5	2,9	0,0	INA	INA	INA	INA	-0,1
RW	0,0	0,0	0,0	0,0	0,0	0,0	INA	INA	INA	INA	0,0
CR	0,0	0,0	0,0	0,0	0,0	0,0	INA	INA	INA	INA	0,0
MR	0,0	0,0	0,0	0,0	0,0	0,0	INA	INA	INA	INA	0,0
MER	0,0	0,0	0,0	0,0	0,0	0,0	INA	INA	INA	INA	0,0
EEE	0,0	0,0	0,0	0,0	0,0	0,0	INA	INA	INA	INA	0,0
ETE	0,0	0,0	0,0	0,0	0,0	0,0	INA	INA	INA	INA	0,0

HW Hazardous waste disposed (kg); NHW Non hazardous waste disposed (kg); RW Radioactive waste disposed (kg); CR Components for reuse (kg); MR Materials for recycling (kg); MER Materials for energy recovery (kg); EEE Exported electric energy (MJ); ETE Exported thermal energy (MJ);

Specific Norwegian requirements

Electricity

The electricity consumed is assumed to be from East pool mix in the East European countries. European mix and energy mix in Lithuania is based on data from the World bank. (Based on data 2011.)

Electricity mix: 0,053 kg CO2 eqv/MJ (East European mix)

Dangerous Substances

None of the following substances have been added to the product: Substances on the REACH Candidate list of substances of very high concern (of '16.06.2014) substances on the Norwegian Priority list (pr.17.06.2013) and substances that lead to the product being classified as hazardous waste. The chemical content of the product complies with regulatory levels as given in the Norwegian Product Regulations.

Indoor environment

According to ISO 14001

Climate declaration

Not relevant

Bibliography

[1] NS-EN ISO 14025:2006, Environmental labels and declarations-Type III environmental declarations-Principles and procedures.



[2] NS-EN ISO 14044:2006, Environmental management - Life cycle assessment - Requirements and guidelines

[3] EN 15804:2012 + A1:2013 Sustainability of construction works - Environmental product declaration - Core rules for the product category of construction products

[4] PCR for seating solution: PRODUCT-CATEGORY RULES(PCR) for preparing an environmental product declaration (EPD) for Product Group "Seating solution", PCR 2008:NPCR 003, extended version

[5] Raadal, H. L., Modahl, I. S., Lyng, K. A. (2009). Klimaregnskap for avfallshåndtering, Fase I og II. OR 18.09. ISBN : 978-82-7520-611-2, 82-7520-611-1

[6] Brekke, A., Møller, H., Baxter, J., Askham, C. (2014). Verktøy - miljødeklarasjon for møbel Dokumentasjon som grunnlag for verifisering, Ostfold Research

	Program holder and publisher The Norwegian EPD Foundation Post Box 5250 Majorstuen, 0303 Oslo Norge	Phone: +4723088000 email: post@epd-norge.no web: www.epd-norge.no
	Owner of the declaration Svenheim Møbelindustri AS Postboks 5928 Majorstua, 0303 Oslo NORGE	Phone: +47 81570790 email: salg@svenheim.no web: www.svenheim.no
	Author of the Life Cycle Assessment Østfoldforskning AS Stadion 4 1671 Kråkerøy, Norway	Phone: +47 69 35 11 00 Fax: +47 69 34 24 94 email: post@ostfoldforskning.no web: www.ostfoldforskning.no